

Cyber Security Specialist



Easy Read

About this information



We have made information to help young people learn about **technology** jobs.



Technology means things like

- Computers
- Things online like emails
- Keeping information safe.



The Tech Council of Australia made this information.



This booklet is about a job called **cyber security specialist**.

What a cyber security specialist is



A **cyber security specialist** is someone who helps keep online things safe from problems.



They help keep **computer systems** safe.




Computer systems are the things that make computers work well.




They help keep computer **networks** safe.



Networks are the way the computers are set up to work together.



Networks can also mean the internet for the computer.



People in this job keep the computers safe from


- **Hacking**
- **Viruses**
- **Cyber attacks.**




Hacking is when someone breaks in to get information from your computer.



Viruses are when a bad program gets on to your computer and makes it not work.



Cyber attacks are when someone tries to steal something from the computer like bank info and then take money.



Cyber security specialists know a lot about computers.



They use what they know to keep computers safe from problems.



They use special computer programs to look out for the problems before they happen.



Cyber security specialists work in different types of work places like

- Government

- **Community organisations.**



Community organisations are services that help people for free.



They often work with other people to make sure all the systems are safe.

Things you might do on the job



If you are a cyber security specialist you might do things like **security assessments**.



Security assessments are when you check if a computer system is safe from getting problems.



You might make cyber security **policies** and **procedures**.



Policies are rules for how an organisation should look after information on computers.




Procedures tell the organisation what to do if there is a problem with their computer information.




You might do things to keep the organisations network and information safe.



You might set up a **firewall** for the organisation.



A **firewall** helps stop bad things from getting on the computers.



You might do checks to

- Make sure people only use a computer that they are allowed to
- Stop computer viruses
- Look into security problems that have happened.



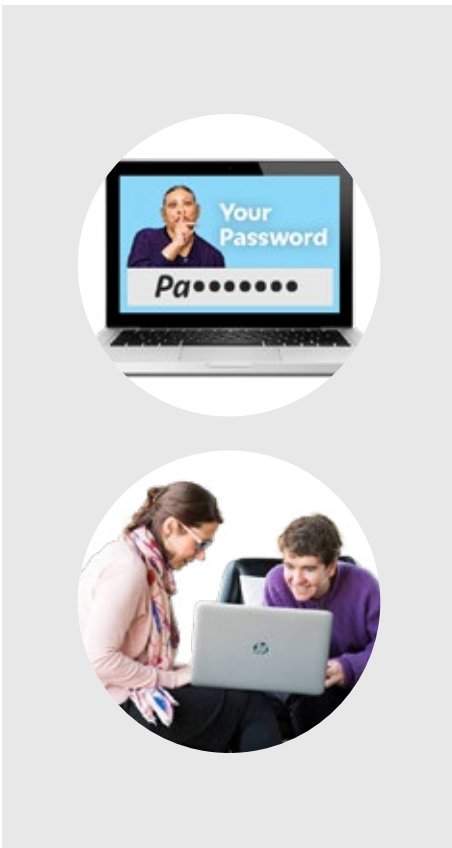
This helps stop it happening again.



You might help other staff to learn about how to keep computers safe.



You can teach them about cyber security.



This could be teaching them things like

- How to make a safe password
- How to tell if something is a **scam**.



A **scam** is when someone tries to trick you to get your money or information.

Training to be a cyber security specialist

There are a few ways you can train to do the job



- Go to Uni and study about cyber security



- Do a TAFE course in cyber security



- Do an **intensive course**.



An **intensive course** is a course where you learn a lot in a short time.



After you have done your training you then do an **internship**.



An **internship** is like work experience but you get paid.



After that you are ready to start working in cyber security.

More information



There are other ways to learn more about being a cyber security specialist.



We have made a **Virtual Work Experience** program.



Virtual Work Experience is an online program with activities to try things you might do in the job.

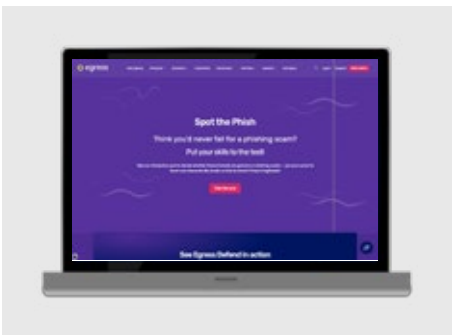


You can go to these websites to do the virtual work experience activities.



The websites and activities are not in Easy Read.

You might need support to use them.



Activity 1

Find the scam email.

Click on

www.egress.com/blog/phishing/spot-the-phish

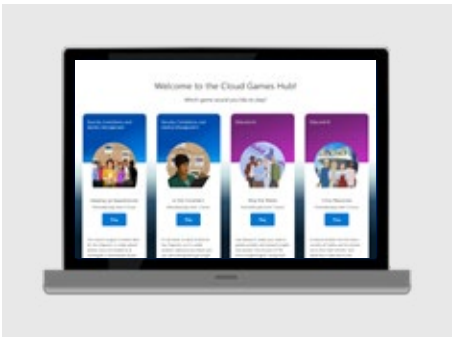


Activity 2

Choose the game **in the crosshairs**.

Click on

<https://microsoft.thetrainingarcade.com/hub/#!/choose-game>



Activity 3

Choose the game called **keeping up appearances**.

Click on

<https://microsoft.thetrainingarcade.com/hub/#/choose-game>

Council for Intellectual Disability made this document Easy Read. **CID** for short.
You need to ask CID if you want to use any pictures in this document.
You can contact CID at business@cid.org.au.